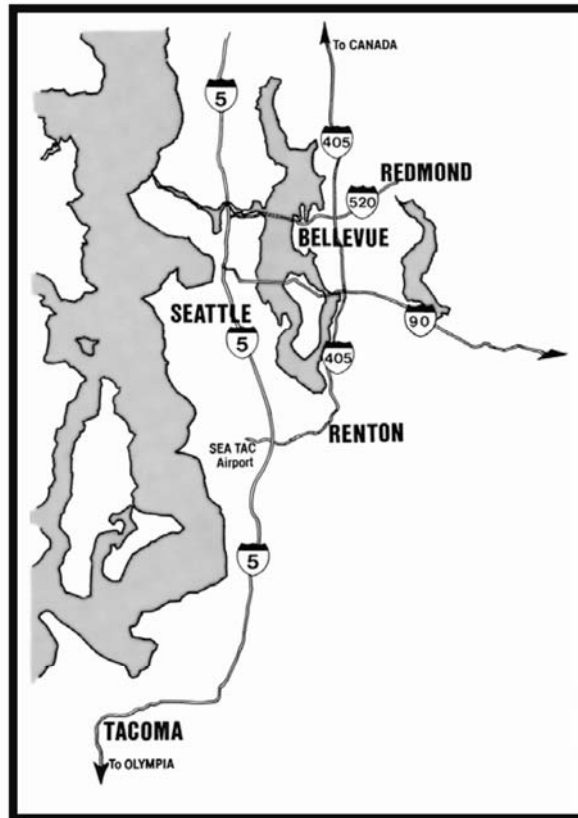


Adopted Budget



2017-2018



The City of Redmond

Incorporated in 1912, Redmond is the sixteenth largest city in the State of Washington with a population of approximately 59,180 residents in 2015. Redmond encompasses an area of 17.17 square miles, and is located less than 20 miles east of downtown Seattle at the north end of Lake Sammamish.

The City has a Mayor/Council, non-partisan form of government. The Mayor and each of the seven City Council members are elected directly by the people to staggered four-year terms. All members represent the community at-large rather than individual districts or areas of the City. Redmond also has eight citizen advisory boards and commissions.

The City of Redmond provides a full range of municipal services, including police and fire protection, emergency medical services

and disaster preparedness, planning and zoning, street maintenance and construction, parks and recreation, as well as general administrative services. The City also provides water, wastewater and stormwater management.

Redmond is home to a number of nationally known high-tech and biomedical companies. Among these are Microsoft, Nintendo of America, Honeywell International and Physio-Control. Redmond has an employment base of more than 86,799 employees and also enjoys a strong and diversified retail sector.

As Redmond continues to evolve into a thriving city of increasing diversity, it seeks to promote its sense of community through programs designed to celebrate its heritage, enhance its neighborhoods and preserve its historical and natural treasures.

CITY OF REDMOND, WASHINGTON
ADOPTED OPERATING BUDGET



**FOR THE FISCAL YEARS
JANUARY 1, 2017 - DECEMBER 31, 2018**

JOHN MARCHIONE
MAYOR

MICHAEL E. BAILEY
FINANCE & INFORMATION SERVICES DIRECTOR

MALISA FILES
DEPUTY FINANCE DIRECTOR

KELLEY COCHRAN
FINANCE OFFICER

NANCY VIOLANTE
SENIOR FINANCIAL ANALYST


JULIE ELSOM
SENIOR FINANCIAL ANALYST

HARITHA NARRA
SENIOR FINANCIAL ANALYST

KAREN LUHRS
SENIOR PROGRAMMER/ANALYST



ELECTED OFFICIALS



MAYOR
JOHN MARCHIONE


CITY COUNCIL




ANGELA BIRNEY



BYRON SHUTZ



KIMBERLY ALLEN
(VICE PRESIDENT)



HANK MYERS



DAYLE (HANK) MARGESON
(PRESIDENT)



DAVID CARSON



JOHN STILIN

EXECUTIVE STAFF & LEGAL COUNSEL

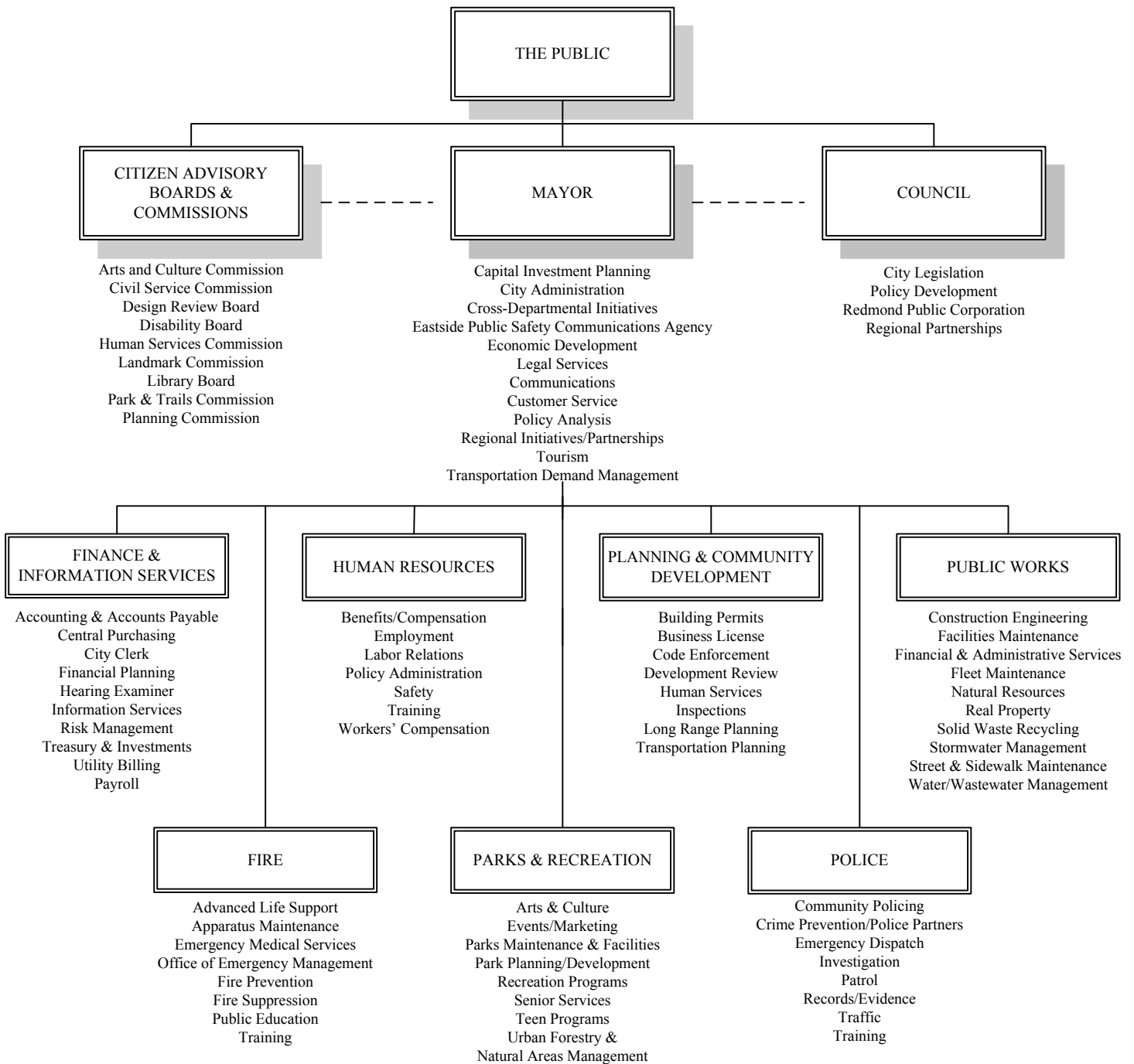
DEPUTY CITY ADMINISTRATOR
DEPUTY CITY ADMINISTRATOR
FINANCE & INFORMATION SERVICES DIRECTOR
FIRE CHIEF
HUMAN RESOURCES DIRECTOR
PARKS & RECREATION DIRECTOR
PLANNING & COMMUNITY DEVELOPMENT DIRECTOR
POLICE CHIEF
PUBLIC WORKS DIRECTOR
CITY ATTORNEY
BOND ATTORNEY
PROSECUTOR

JANE CHRISTENSON
ERIKA VANDENBRANDE
MICHAEL E. BAILEY
TOMMY SMITH
MELLODY MATTHES
MAXINE WHATTAM
ROB ODLE
KRISTI WILSON
LINDA DE BOLDT
OGDEN MURPHY WALLACE
PACIFICA LAW GROUP
LARRY MITCHELL

ORGANIZATIONAL STRUCTURE

2017-2018 ADOPTED BUDGET

CITY OF REDMOND



MISSION

To deliver our community's priorities in support of a dynamic Redmond where all can live, play, work and invest.

VISION

A community of connected neighborhoods with vibrant urban centers - inspired by nature, powered by innovation, and committed to excellence.

VALUES

Commitment to Service – We are dedicated to seeking solutions for our community.

Integrity – We demonstrate sound, honest, truthful and consistent actions.

Accountability – We take ownership of our actions and responsibilities.



GOVERNMENT FINANCE OFFICERS ASSOCIATION

*Distinguished
Budget Presentation
Award*

PRESENTED TO

**City of Redmond
Washington**

For the Biennium Beginning

January 1, 2015

Executive Director

CITY OF REDMOND

READER'S GUIDE TO THE BUDGET

In 2008, the City of Redmond changed its budget process to emphasize community outcomes and citizen priorities. The overall structure of the budget follows the City's six priorities rather than the traditional departmental format. The following Readers Guide describes the contents of each major section in the order they appear in the document.

MAYOR'S MESSAGE

The Mayor's transmittal letter and Budget Highlights both appear in this section. The Budget Highlights describe the major budget changes contained within each of the six priorities.

BUDGET AT A GLANCE

The Budget at a Glance related to revenues includes a Budget Overview illustrating the Price of Government model used for decision making related to revenues as well as the results of the six-year financial forecast. Also reflected is a Citywide summary of revenues, expenditures and full-time equivalent employees (FTEs).

BUDGET BY PRIORITIES

The Budget by Priorities section contains a description of the Budget by Priorities process and a calendar of budget events.

PRIORITY SECTIONS

The details of each priority can be found in their individual sections. These sections describe the Request for Offers developed by the Results Teams as well as a Cause and Effect Map used to define the factors and sub-factors of each priority and the City's dashboard measures. In addition, each section contains an Offer Summary outlining the Results Teams' rankings and the Mayor's funding decisions. Following the Offer Summaries are the individual offers and associated logic models that were submitted by departments, including information relevant to each program outcome.

CAPITAL INVESTMENT PROGRAM

The Capital Investment Program (CIP) section has been structured to more closely align with the City's vision of two vibrant urban centers and connected neighborhoods. Included is an overview discussing the Capital Investment Program expenditures and revenues as well as projects for Downtown, Overlake, Redmond Neighborhoods and Citywide CIP. Each section provides a narrative of the 2030 vision, strategic approach to achieving the vision, the planned project outcomes, a list of applicable projects, planned project investments and maintenance costs through 2022, also included are project location maps.

BUDGET BY FUND

The Budget by Fund section describes the budget by fund and department including major revenues and expenditures for each fund.

SUPPLEMENTAL INFORMATION

The Supplemental Information section contains a summary of the City's budget by department, fiscal policies, department organization charts, detailed staffing authorizations, miscellaneous statistics, a debt summary and a glossary of frequently used terms.