

NON-CODE

**CITY OF REDMOND
ORDINANCE NO. 2880**

AN ORDINANCE OF THE CITY COUNCIL OF THE CITY OF REDMOND, WASHINGTON, AMENDING ORDINANCE NO. 2866, AS AMENDED BY ORDINANCE NO. 2868 BY MAKING ADJUSTMENTS TO THE CITY'S 2017-2018 BIENNIAL BUDGET, IN EXHIBIT 1

WHEREAS, the Finance Director has identified the need to make certain revisions to the 2017-2018 biennial City budget; and

WHEREAS, the City Council has reviewed the proposed adjustments to the budget and has determined that they should be made.

NOW, THEREFORE, THE CITY COUNCIL OF THE CITY OF REDMOND, WASHINGTON, DO ORDAIN AS FOLLOWS:


Section 1. Ordinance No. 2866 adopting the 2017-2018 biennial budget, passed by the City Council on December 6, 2016, and as amended by Ordinance No. 2868, is hereby amended to recognize the appropriation of the difference between actual and budgeted beginning fund balances, the addition of one full time equivalent position, the transfer of budget spending authority from the General Fund to the Information Services Fund, and from the Recreation Activity fund to the Arts Activity Fund.

Section 2. Severability. If any section, sentence, clause, or phrase of this ordinance should be held to be invalid or unconstitutional by a court of competent jurisdiction, such invalidity or unconstitutionality shall not affect the validity of any other section, sentence, clause, or phrase of this ordinance.

Section 3. Effective date. This ordinance shall take effect five (5) days after passage and publication of an approved summary thereof consisting of the title.


ADOPTED by the Redmond City Council this 16th day of May, 2017.

CITY OF REDMOND



JOHN MARCHIONE, MAYOR


ATTEST:



MICHELLE M. HART, MMC, CITY CLERK

(SEAL)

APPROVED AS TO FORM:



JAMES HANEY, CITY ATTORNEY

FILED WITH THE CITY CLERK: May 2, 2017
PASSED BY THE CITY COUNCIL: May 16, 2017
SIGNED BY THE MAYOR: May 19, 2017
PUBLISHED: May 22, 2017
EFFECTIVE DATE: May 27, 2017
ORDINANCE NO.: 2880

YES: BIRNEY, CARSON, MARGESON, MYERS, PADHYE, SHUTZ, STILIN

EXHIBIT 1
Summary of 2017-2018 Budget Adjustments

Fund Number	Fund Name	2017-2018 Adopted Budget (Ord 2866)	Amendment #1 to Budget (Ord 2868)	Amendment #2 to Budget (Ord 2880)	Revised 2017-2018 Budget
100	General Fund	\$ 181,442,293		\$ (411,022)	\$ 181,031,271
011	Arts Activity	784,909		98,417	883,326
012	Parks Maintenance & Operations	4,044,240		223,461	4,267,701
013	Community Events	864,221		12,989	877,210
019	Human Services Grant Fund	2,506,589		(155,642)	2,350,947
020	Fire Equipment Reserve	2,918,848		(93,300)	2,825,548
021	Operating Reserve	7,884,991		18,536	7,903,527
027	Capital Replacement Reserve	6,111,891		276,251	6,388,142
030	Business Tax	10,940,868		661,231	11,602,099
031	Real Property Fund	250,000		1,987,226	2,237,226
035	Fire Levy Fund	6,149,581		(206,808)	5,942,773
036	Police Levy Fund	9,037,109		70,561	9,107,670
037	Parks Levy Fund	1,252,960		66,498	1,319,458
095	Parks Maintenance Projects	3,190,076		(116,994)	3,073,082
096	Transportation Maintenance Project	2,945,641		193,060	3,138,701
099	General Governmental Maint	6,454,961		(417,066)	6,037,895
110	Recreational Activity	6,582,449		45,026	6,627,475
115	Development Review	3,277,752		371,097	3,648,849
117	Cable Access Fund	820,447		89,861	910,308
118	Operating Grants	4,060,126		14,329	4,074,455
122	Advanced Life Support	14,405,155		236,525	14,641,680
124	Fire Donations Fund	373,689		(28,297)	345,392
125	Real Estate Excise Tax	13,802,308		3,169,508	16,971,816
126	Drug Enforcement	51,465		89,668	141,133
131	Tourism (Hotel/Motel Tax)	1,687,743		(29,771)	1,657,972
140	Solid Waste Recycling	2,565,781		17,772	2,583,553
233	Non-Voted GO Bonds - Parks	11,481,794		1,964,090	13,445,884
315	Parks Capital Projects	19,253,124		4,286,500	23,539,624
316	Transportation Capital Project	59,851,576		15,076,197	74,927,773
319	General Governmental Capital	9,951,618		(1,877,338)	8,074,280
361	CFD 2014-1	0	31,634,236		31,634,236
362	CFD 2016-1	0	15,618,000		15,618,000
401	Water/Wastewater	88,526,486		863,613	89,390,099
402	UPD - Water/Wastewater	19,454,514		123,423	19,577,937
403	Water/Wastewater Capital Proj	17,464,522		3,282,698	20,747,220
404	Wastewater Capital Project	9,319,810		4,093,892	13,413,702
405	Stormwater Management	32,877,751		784,614	33,662,365
406	Stormwater Management Capital	35,652,828		5,946,080	41,598,908
407	UPD - Capital Projects	8,794,215		77,471	8,871,686
408	UPD Wastewater Capital Project	9,329,132		130,217	9,459,349
501	Fleet Maintenance	12,776,932		(1,639,436)	11,137,496
510	Insurance Claims & Reserves	3,309,230		248,032	3,557,262
511	Medical Self Insurance	30,487,277		(230,554)	30,256,723
512	Worker's Compensation	2,558,327		(60,693)	2,497,634
520	Information Technology	13,972,089		923,349	14,895,438
		\$ 679,467,318	47,252,236	\$ 40,175,270	\$ 766,894,824

Notes: Ordinance #2866 establishing the 2017-2018 budget was approved by Council on December 6, 2016
Ordinance #2868 recognizing revenues and expenditures for Community Facility Districts #2014-1 and 2016-1.