

## 2015 Washington NIBRS Submission Agencies

**REDMOND PD**

King County

Population: 59,180  
Months Reported: 12

**Offense Overview**

Offense Total 3,377  
# of Cleared Offense 1,073  
Percent Cleared 31.8%

**Arrest Overview**

Arrest Total 699  
Adult Arrest Total 627  
Juvenile Arrest Total 72

Group A Offenses	Reported 2014	Reported 2015	% of Change	Crime Rate per 1,000	Total Arrests	DV Offense Totals
Murder	1	0	-100.0%	0.0	0	0
Manslaughter	0	0		0.0	0	0
Rape	5	4	-20.0%	0.1	5	1
Sodomy	1	4	300.0%	0.1	0	3
Sexual Assault w/Object	1	1	0.0%	0.0	0	0
Fondling	15	7	-53.3%	0.1	2	3
Aggravated Assault	15	38	153.3%	0.6	12	16
Simple Assault	163	154	-5.5%	2.6	106	103
Intimidation	38	10	-73.7%	0.2	3	2
Kidnapping	2	7	250.0%	0.1	3	2
Incest	0	0		0.0	0	0
Statutory Rape	0	0		0.0	0	0
Human Trafficking	0	0		0.0	0	0
Violation of No Contact/Protect.	47	71	51.1%	1.2	44	67
Robbery	8	19	137.5%	0.3	5	0
Burglary	244	235	-3.7%	4.0	30	7
Larceny Theft	1,432	1,534	7.1%	25.9	318	4
Motor Vehicle Theft	86	76	-11.6%	1.3	13	1
Arson	2	5	150.0%	0.1	0	0
Destruction of Property	513	521	1.6%	8.8	27	0
Counterfeiting/Forgery	21	47	123.8%	0.8	9	0
Fraud	365	367	0.5%	6.2	16	0
Embezzlement	14	11	-21.4%	0.2	3	0
Extortion/Blackmail	0	4		0.1	0	0
Bribery	0	0		0.0	0	0
Stolen Property Offenses	47	56	19.1%	0.9	38	0
Drug/Narcotic Violations	95	88	-7.4%	1.5	37	0
Drug Equipment Violations	82	98	19.5%	1.7	19	0
Gambling Offenses	0	0		0.0	0	0
Pornography	2	1	-50.0%	0.0	1	0
Prostitution	1	3	200.0%	0.1	0	0
Weapon Law Violations	14	16	14.3%	0.3	8	0
<b>Grand Total</b>	<b>3,214</b>	<b>3,377</b>	<b>5.1%</b>	<b>57.1</b>	<b>699</b>	<b>209</b>

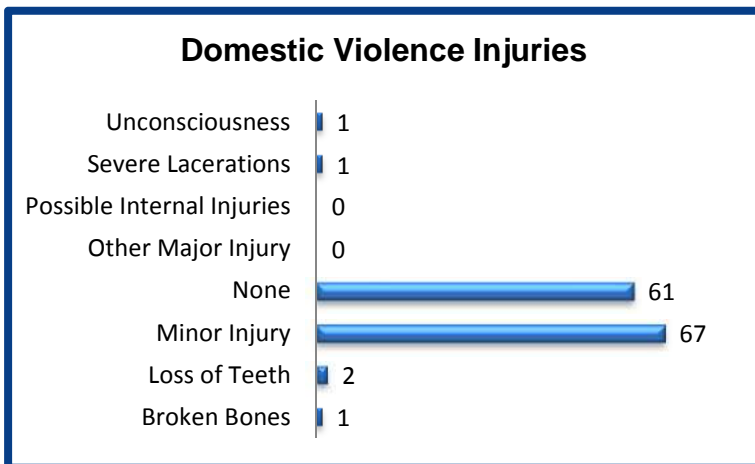
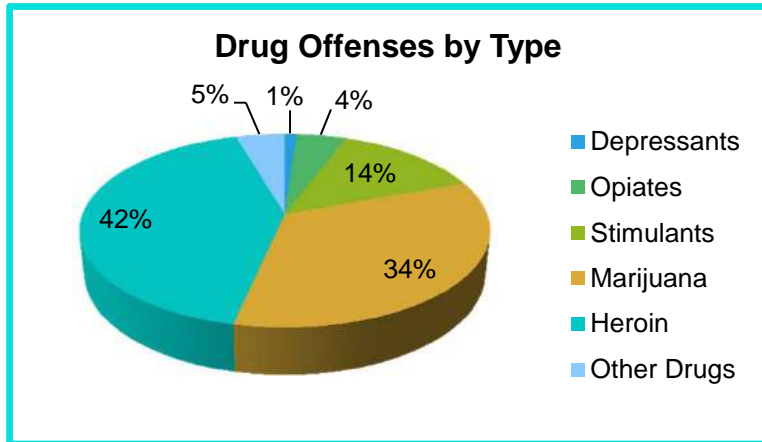
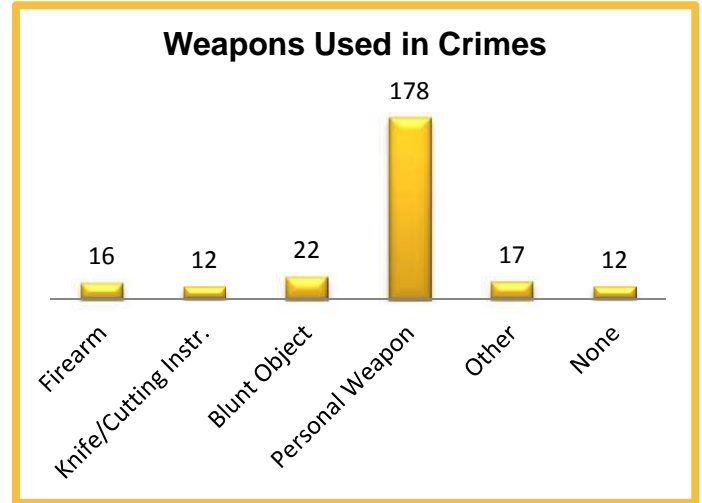
# 2015 Washington NIBRS Submission Agencies

REDMOND PD

Continued

## 2015 Group B Arrests

Offense	Adult	Juvenile
Bad Checks	0	0
Curfew/Vagrancy	0	0
Disorderly Conduct	5	0
Drunkenness	0	0
DUI	50	0
Family Offenses	1	0
Liquor Law Violations	13	4
Peeping Tom	0	0
Trespass	46	3
All Other Offenses	180	4
<b>Total</b>	<b>295</b>	<b>11</b>



## 2015 Property Values by Type

Type	Value
Seized	\$5,201
Burned	\$8,125
Counterfeited/Forged	\$92,577
Destroyed/Damaged	\$222,337
Recovered	\$932,040
Stolen	\$3,313,236
<b>Total</b>	<b>\$4,573,516</b>