

Redmond Parks & Recreation Rainout Line

You will always want to check your email and voicemail but there are three different ways to check to see if there are any last minute practice/game closures.

Online – Website: www.redmond.gov/FieldStatus

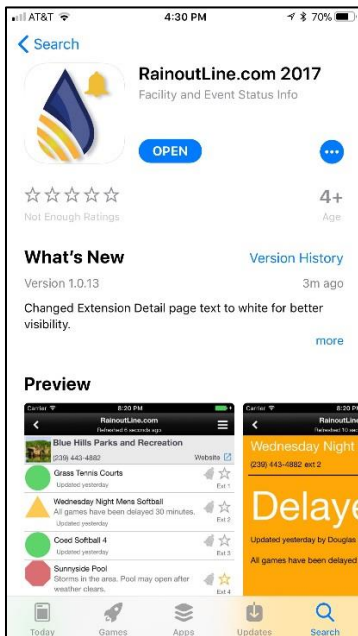
Phone – Rainout Line Phone #: **425-200-0076** (use extensions listed below for specific site)

Phone Applications – Download the app on your smartphone:

iPhone App: <https://itunes.apple.com/us/app/rainoutline-com-2017/id1252877535>

Android App: <https://play.google.com/store/apps/details?id=com.rainoutline.app>

You can also go to the App Store or Android Market and search for “rainoutline.com 2017” app. The app icon will be the one that looks like this:

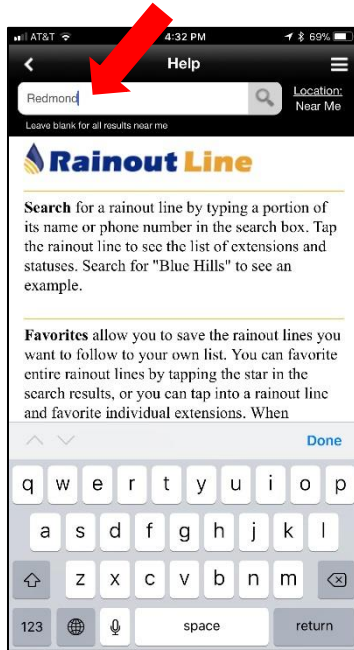


Updated by 3:00pm on weekdays, and 8:00am & throughout the day on weekends If RainoutLine has not updated assume that games/practices are on as scheduled.

Hartman #1 (Ext 1#)	Perrigo #1 (Ext 7#)
Hartman #2 (Ext 2#)	Perrigo #2 (Ext 8#)
Hartman #3 (Ext 3#)	Grasslawn Soccer #1 (Ext 9#)
Hartman #4 (Ext 4#)	Grasslawn Softball/Soccer #2 (Ext 10#)
Hartman 5/6 (Ext 5#)	Grasslawn Softball #1 (Ext 11#)
Big Hartman 90 Ft Field (Ext 6#)	

Using Phone Application

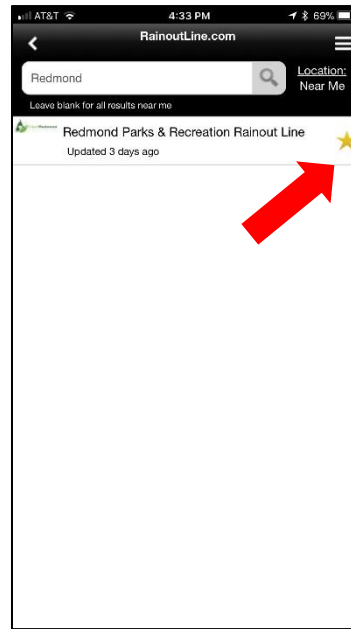
1.



When you first open the Rainout Line app it will look like this.

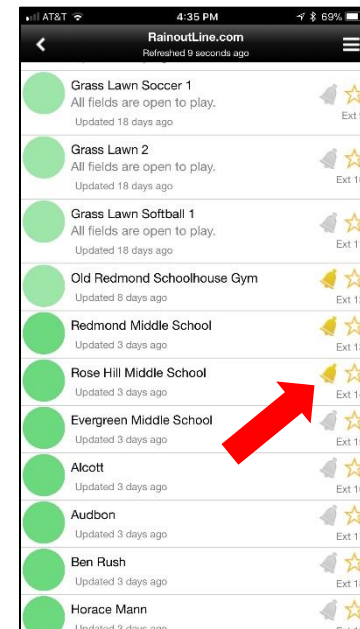
In the search bar type “Redmond” and click the magnify glass or search button.

2.



Once you click the magnify glass or search button it will bring up Redmond Parks & Recreation’s Rainout Line. Make sure to click on the star so that it will add it to your “Favorites” section.

3.



You can get push notifications sent to you when there are updates for specific sites. Click on the bell for the site that you want notifications for.